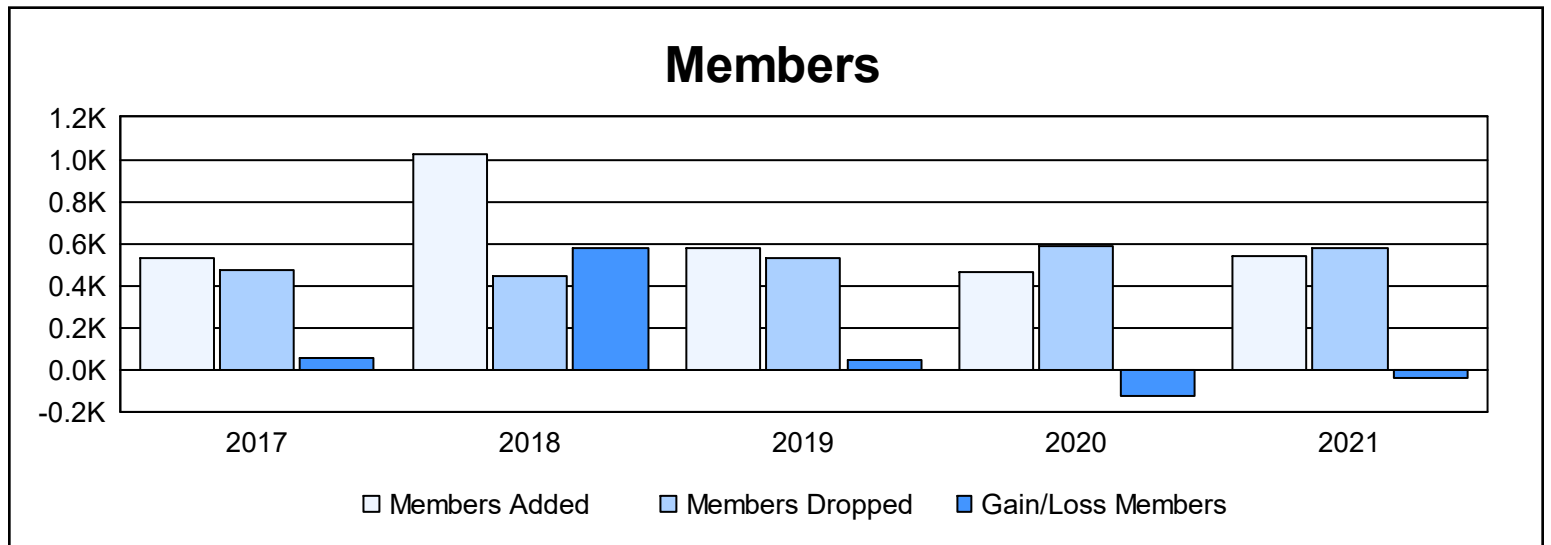
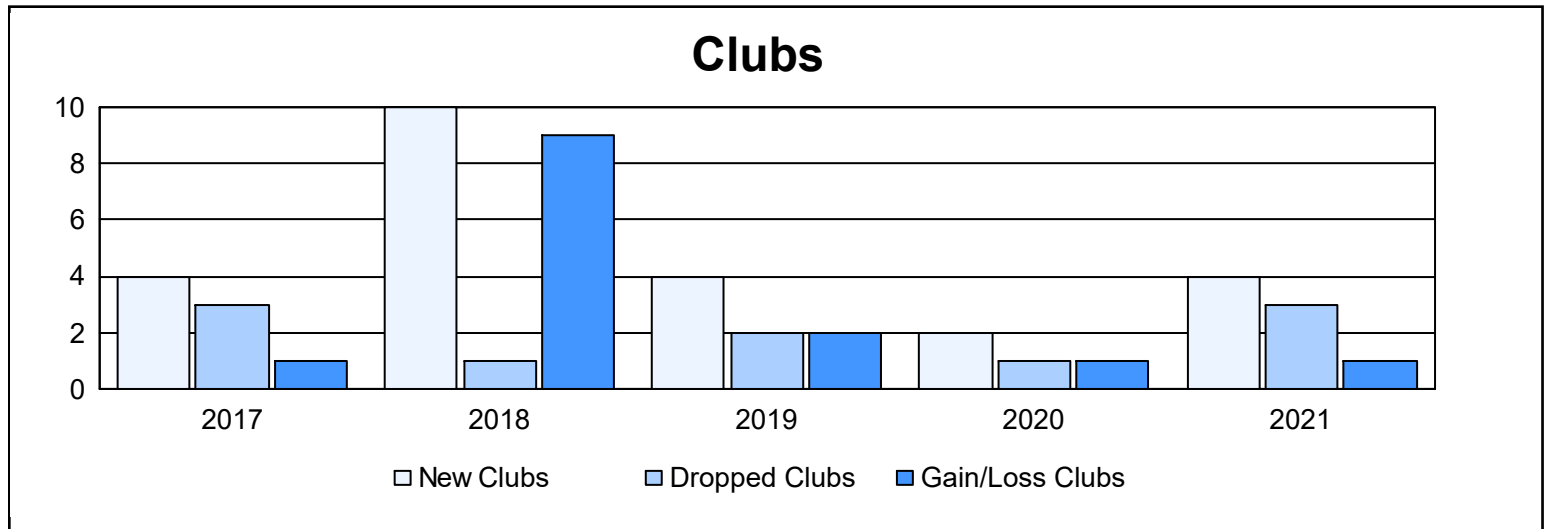
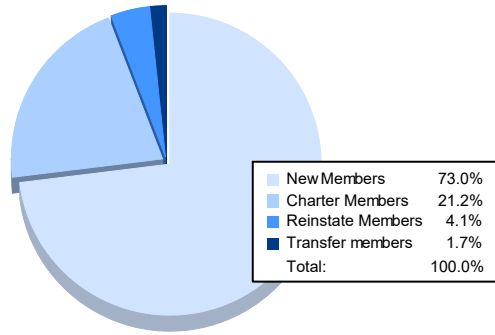


Year	New Clubs	Dropped Clubs	Gain/ Loss Clubs	New Members	Charter Members	Reinstate Members	Transfer Members	Total Member Added	Total Members Dropped	Gain/ Loss Members
2016-2017	4	3	1	347	93	75	15	530	476	54
2017-2018	10	1	9	724	269	14	18	1,025	448	577
2018-2019	4	2	2	368	163	40	8	579	530	49
2019-2020	2	1	1	343	52	60	8	463	587	-124
2020-2021	4	3	1	392	114	22	9	537	581	-44
<b>Average</b>	<b>5</b>	<b>2</b>	<b>3</b>	<b>435</b>	<b>138</b>	<b>42</b>	<b>12</b>	<b>627</b>	<b>524</b>	<b>102</b>



### Membership Composition June 2021 Cumulative



### Gender Composition June 2021 Cumulative

